

 LOCATION

Lake Hopatcong, NJ 07849

 DISTANCE FROM NYC

46 miles

 TAGS

Balcony, Carpet, Deck, Dock Pier, Kitchen, Lake or Pond, Living Room, Porch, Rustic, Staircase, Traditional, Wallpaper, Water View, Wood Floor, Woods

 SPECS

1,800 sq ft
8.5' ceiling height
0.75 acres

 POWER

200A

 CATEGORIES

Cabin, House

Notes

Chalet style lakefront home built in 1999. Set on a wooded hillside between a large nature preserve and historic Lake Hopatcong. Naturalistic back yard leads to 600 square feet of dock area and 115 feet of waterfront.

Access to the nearby Liffy Island Bridge (public bridge, separate clearance required).

The boat is removed from the lake seasonally between November and April, but could be rented as picture boat if needed.

Restrictions:


Prefer no shoes inside (bring shoe covers).

No nailing into or painting walls without owner's prior approval (to be approved on case by case basis). Additional fees may apply.




Portable bathrooms for crew required.

2nd floor requires additional clearance (weight limitations).

Noise curfew after 10pm and before 7am; noise should be kept to a minimum (residential neighborhood).








1ST FLOOR





2ND FLOOR (ADDITIONAL CLEARANCE REQUIRED)



PUBLIC BRIDGE + TRAIL NEARBY (SEPARATE CLEARANCE AND PERMIT)

